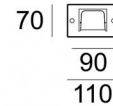
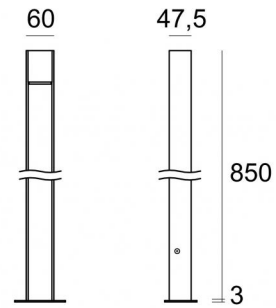





Poller & Mastaufsatzleuchten | 198-264 V
4 topLED 8.5 W DC - 10 W AC | CRI 80
64258W00



| Technische Daten | |
|-----------------------------------------------------|-----------------|
| Designer | Studio RIGO |
| Typ | Poller |
| Installationsposition | Boden |
| Installationsumgebung | Outdoor |
| Lichtquelle | LED |
| Circuit structure | topLED |
| Optik | Asymmetric 180° |
| Light emission direction | downward |
| Lampe Nennleistung | 8.5 W DC |
| Gesamtleistung | 10 W |
| Lichtstrom (Lichtquelle) | 1249 lm |
| Nominale Eingangsspannung | 220 - 240 V AC |
| Eingangsspannungsbereich | 198 - 264 V AC |
| Frequency | 50 - 60 Hz |
| Ähnlichste Farbtemperatur / Tone | 3000 K |
| Farbwiedergabeindex | 80 Ra |
| Gleichstrom/Gleichspannung | AC |
| Isolierklasse | 2 |
| IP | IP66 |
| IK | IK09 |
| Glühdrahtprüfung | 850° |
| Direkte Montage auf normal entflammaren Oberflächen | Ja |
| CE | Ja |
| Einschließlich Driver | Driver |
| Leuchte dimmbar | Nein |
| Schwenkbarkeit | Nein |
| Drehbarkeit | Nein |
| Begehbarkeit | Nein |
| Überrollbarkeit | Nein |
| Einschließlich Kabel | Nein |
| Harzbeschichtung | Nein |
| Typ Lichtabstrahlung | Einflammig |
| Nettogewicht | 2,28 Kg |
| Schutz vor elektrostatischen Entladungen | 4 KV |
| Schutz vor Stoßspannungen | 0,5 KV |

Oberfläche Gehäuse

| | |
|-----------------|---------------------------------------------|
| Material | Aluminium 6060 |
| Farbe | Dark brown |
| Bearbeitungstyp | Offenporige Anodisierung + Pulverlackierung |

Oberfläche Diffusor

| | |
|----------|----------------------------|
| Material | Polycarbonat UV-beständige |
| Farbe | Opal |

Oberfläche sockel

| | |
|-----------------|--------------------|
| Material | Verzinktes Eisen |
| Farbe | Dark brown |
| Bearbeitungstyp | Pulverbeschichtung |

Poller & Mastaufsatzleuchten | 198-264 V | 4 topLED 8.5 W DC - 10 W AC | CRI 80
64258W00

Single emission bollard & pole for outdoor application. The warm white LED light source with a asymmetric 180° light distribution is composed of 4 powered LEDs with CCT of 3000 K and a CRI 80; the source luminous flux is 1249 lm, with a 146.9 lm/W nominal luminous efficacy.

The device body is made of aluminium 6060 and features a dark brown finish, processed by means of open pore anodizing + powder coating; the diffuser is made of uv resistant polycarbonate. The ingress protection degree is IP66;

The total absorbed power is 10 W.

The device features protection class II and can be floor-mounted.

Compliant with the EN 60598-1 standard and its specific provisions.

Energieeffizienzklasse

ieses Produkt enthält eine Lichtquelle der Energieeffizienzklasse D.

Illuminotechnical Eigenschaften

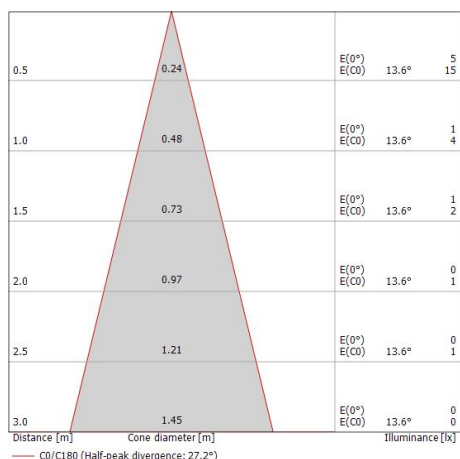
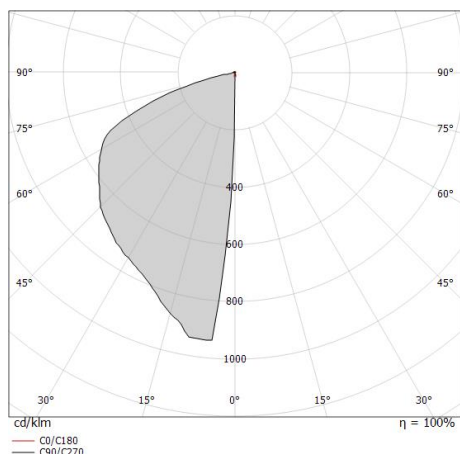
| | |
|---------------------------------------|----------------|
| Light Output Ratio (LOR) | 45 % |
| Lichtstrom (Lichtquelle) | 1249 lm |
| Leuchten Lichtstrom | 563 lm |
| Consumption | 10 W |
| Leuchten Lichtausbeute | 56 lm/W |
| Farbtemperatur | 3000 K |
| Standard Deviation of Colour Matching | 3 Step MacAdam |
| Farbwiedergabeindex | 80 Ra |
| Standardumgebungstemperatur | -20 / +50°C |
| Typische Temperatur am Glas | 40°C |

LED Life / Failure Ratio

L70 B20 C10 108000h (at Tj 65 Ta 25)

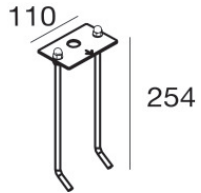
OPTICAL

| | |
|-----------------------------|--------------|
| Optik C0/C180 | 27° |
| Light distribution simmetry | Asymmetrical |





Apache | Bollard & Pole | Accessories
64258W00



Erdspießen

installationsposition: boden,Material Verkleidung: stahl aisi 304

Code

64210